

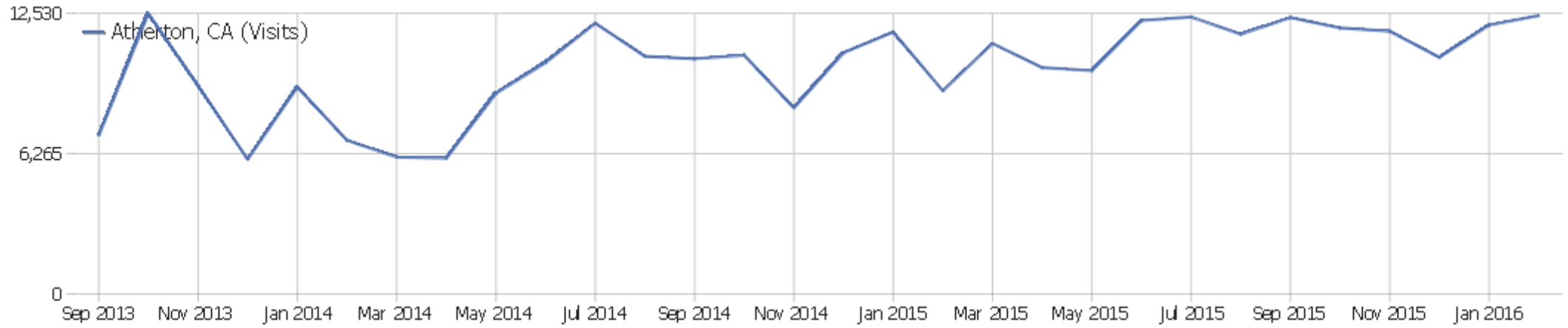
PIWIK

Atherton, CA

Date range: February 2016

Monthly Report

All Websites dashboard



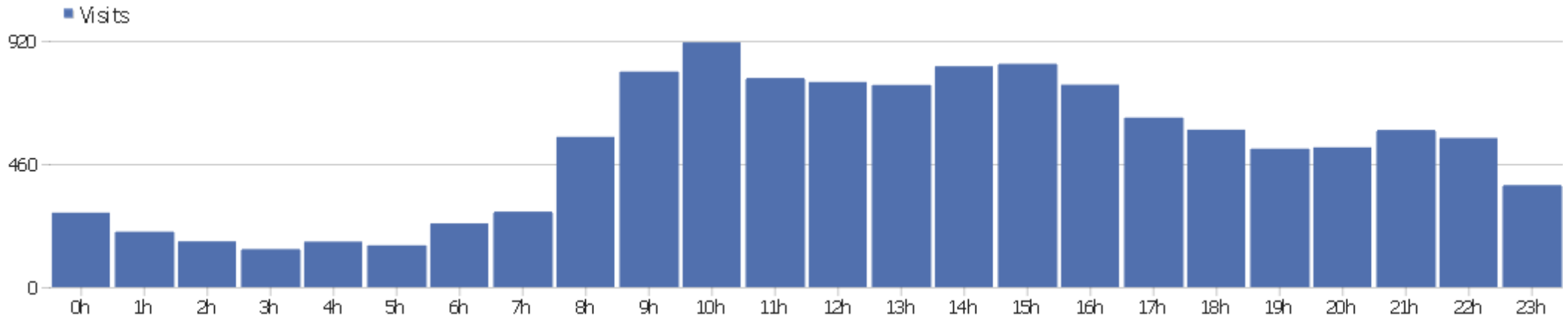
Website	Visits	Actions	Pageviews	Revenue	Conversions	Ecommerce Orders	Product Revenue
Atherton, CA	12,426	27,098	20,067	\$ 0	0	0	\$ 0

Visits Summary



Name	Value
Unique visitors	10,592
Visits	12,426
Actions	27,098
Maximum actions in one visit	93
Actions per Visit	2
Avg. Visit Duration (in seconds)	00:01:51
Bounce Rate	68%

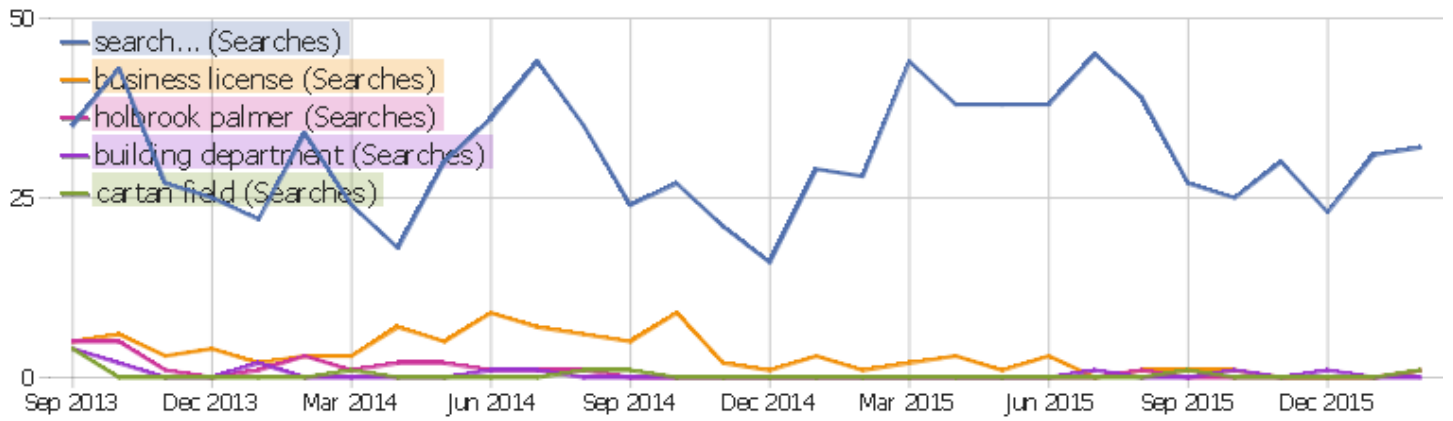
Visits by Local Time



Local time	Visits	Actions	Actions per Visit	Avg. Time on Website	Bounce Rate	Conversion Rate
0h	278	542	2	00:01:16	76%	0%
1h	207	328	2	00:01:37	75%	0%
2h	171	303	2	00:02:40	71%	0%
3h	142	204	1	00:01:05	76%	0%
4h	170	297	2	00:01:54	84%	0%
5h	156	241	2	00:01:52	79%	0%
6h	238	476	2	00:01:44	68%	0%
7h	282	644	2	00:01:12	63%	0%
8h	561	1,469	3	00:02:30	61%	0%
9h	805	1,808	2	00:01:47	67%	0%
10h	914	2,127	2	00:01:54	65%	0%
11h	781	1,886	2	00:02:07	63%	0%
12h	766	1,689	2	00:02:03	66%	0%
13h	755	1,878	3	00:02:05	65%	0%
14h	825	2,150	3	00:02:31	63%	0%

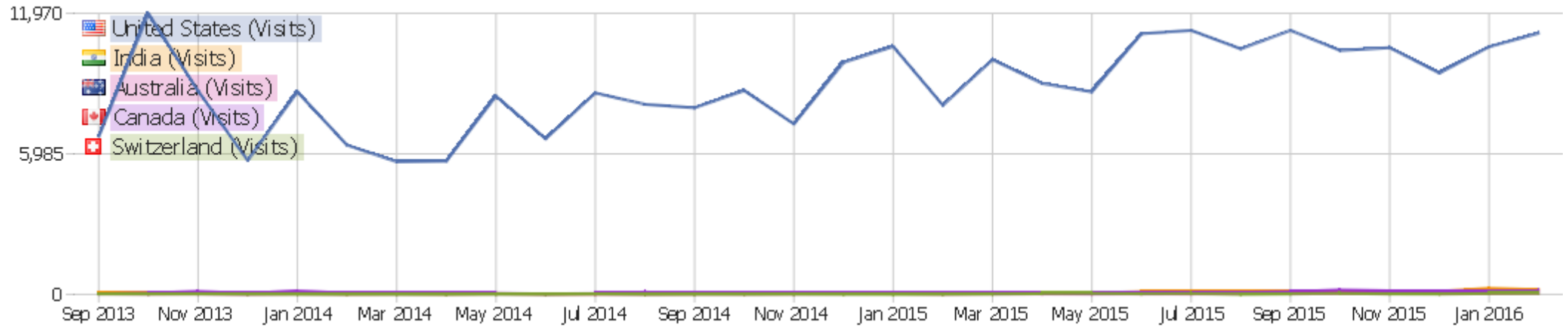
15h	834	2,045	3	00:02:02	64%	0%
16h	756	1,696	2	00:01:46	65%	0%
17h	633	1,218	2	00:01:48	67%	0%
18h	588	1,202	2	00:01:42	69%	0%
19h	517	1,081	2	00:01:39	71%	0%
20h	522	1,002	2	00:01:27	70%	0%
21h	587	1,171	2	00:01:32	71%	0%
22h	557	1,007	2	00:01:19	72%	0%
23h	381	634	2	00:01:19	76%	0%

Site Search Keywords











Keyword	Searches	Search Results pages	% Search Exits
search...	32	1	3%
rfp	12	1	17%
fences walls and gates general guidlines	5	1	60%
arborist services	4	1	0%
mayor	3	1	0%
permit	3	2	0%
water conservation	3	1	0%
zoning	3	1	33%
agenda center	2	1	0%
airbnb zoning	2	1	0%
banner permit application	2	1	100%
bid postings	2	1	0%
bids	2	1	50%
building code effectiveness grading schedule	2	2	100%
building permits	2	2	0%
city manager	2	1	50%
conditional use permit	2	2	50%
construction operation and parking guide	2	1	0%
encroachment	2	1	0%
film permit	2	1	100%
general plan	2	1	0%
heritage tree removal application 2015	2	1	100%
holbrook	2	1	0%
Others	345	467	22%

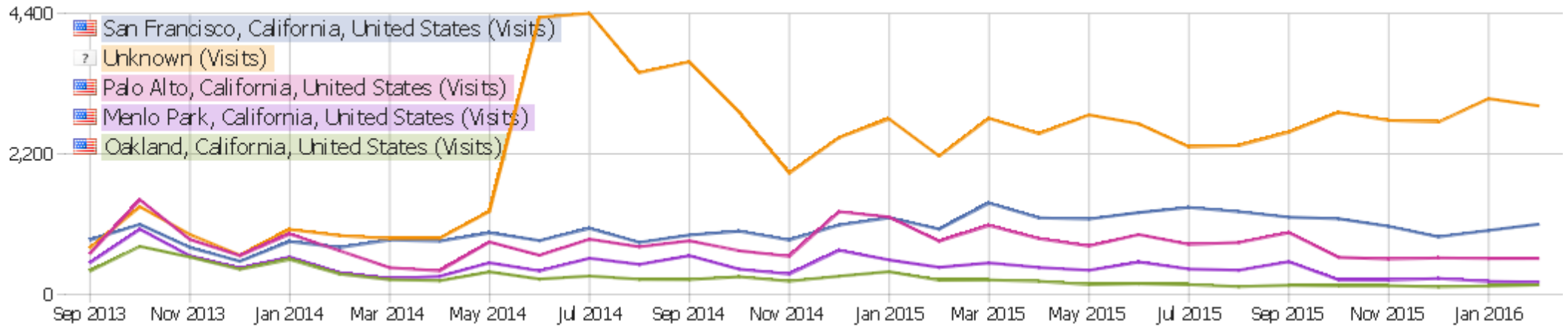
Country











Country	Visits	Actions	Actions per Visit	Avg. Time on Website	Bounce Rate	Revenue
United States	11,122	24,950	2	00:01:57	66%	\$ 0
India	202	321	2	00:01:23	69%	\$ 0
Germany	170	255	2	00:01:12	91%	\$ 0
Canada	160	430	3	00:01:41	66%	\$ 0
France	135	226	2	00:00:24	78%	\$ 0
United Kingdom	57	83	2	00:00:44	84%	\$ 0
Australia	56	76	1	00:00:14	88%	\$ 0
Philippines	47	81	2	00:01:55	68%	\$ 0
Switzerland	46	48	1	00:00:01	98%	\$ 0
China	44	52	1	00:00:17	89%	\$ 0
Ukraine	27	31	1	00:02:18	85%	\$ 0
Russia	18	21	1	00:01:33	83%	\$ 0
Indonesia	16	16	1	00:00:00	100%	\$ 0
Malaysia	15	19	1	00:00:14	87%	\$ 0
Mexico	15	18	1	00:01:30	87%	\$ 0

 Turkey	15	16	1	00:00:00	93%	\$ 0
 South Korea	14	18	1	00:01:25	71%	\$ 0
 Pakistan	13	22	2	00:01:33	69%	\$ 0
 Unknown	12	14	1	00:00:01	83%	\$ 0
 South Africa	11	21	2	00:04:27	91%	\$ 0
 Saudi Arabia	10	13	1	00:00:34	80%	\$ 0
 Hong Kong SAR China	8	33	4	00:04:22	50%	\$ 0
 Italy	8	10	1	00:00:10	88%	\$ 0
Others	205	324	2	00:00:37	80%	\$ 0

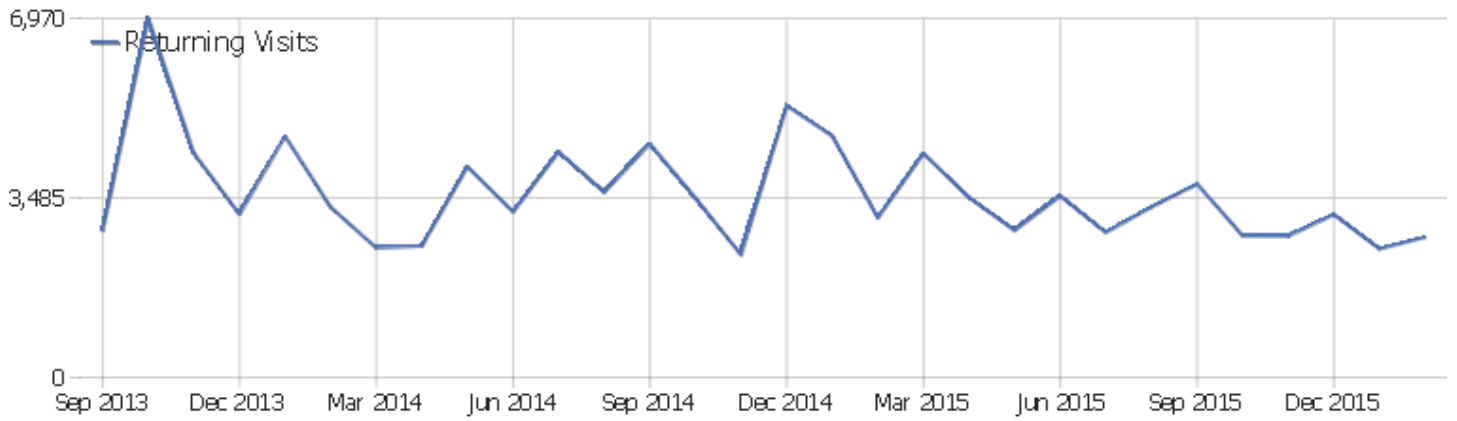
City



City	Visits	Actions	Actions per Visit	Avg. Time on Website	Bounce Rate	Revenue
? Unknown	2,951	5,886	2	00:01:24	70%	\$ 0
🇺🇸 San Francisco, California, United States	1,099	3,584	3	00:05:24	52%	\$ 0
🇺🇸 Palo Alto, California, United States	564	1,481	3	00:02:58	59%	\$ 0
🇺🇸 San Jose, California, United States	416	1,049	3	00:02:29	60%	\$ 0
🇺🇸 Sunnyvale, California, United States	379	977	3	00:01:57	59%	\$ 0
🇺🇸 Redwood City, California, United States	253	709	3	00:01:52	57%	\$ 0
🇺🇸 San Mateo, California, United States	253	732	3	00:02:35	52%	\$ 0
🇺🇸 Menlo Park, California, United States	193	380	2	00:01:28	64%	\$ 0
🇺🇸 Los Angeles, California, United States	168	310	2	00:01:10	80%	\$ 0
🇺🇸 Oakland, California, United States	150	358	2	00:01:10	65%	\$ 0
🇺🇸 Mountain View, California, United States	149	370	3	00:02:04	64%	\$ 0
🇺🇸 New York, New York, United States	142	262	2	00:01:22	80%	\$ 0
🇺🇸 Santa Clara, California, United States	139	319	2	00:01:44	58%	\$ 0
🇺🇸 Hayward, California, United States	133	364	3	00:01:24	59%	\$ 0
🇺🇸 Sacramento, California, United States	110	232	2	00:01:56	72%	\$ 0

 Fremont, California, United States	104	248	2	00:01:33	65%	\$ 0
 Santa Rosa, California, United States	88	170	2	00:01:58	64%	\$ 0
 Stockton, California, United States	75	137	2	00:01:25	75%	\$ 0
 Berkeley, California, United States	74	117	2	00:00:23	81%	\$ 0
 San Diego, California, United States	71	101	1	00:01:20	82%	\$ 0
 Atherton, California, United States	69	155	2	00:01:59	62%	\$ 0
 San Carlos, California, United States	69	179	3	00:02:16	52%	\$ 0
 Burlingame, California, United States	61	142	2	00:02:01	61%	\$ 0
Others	4,716	8,836	2	00:01:12	73%	\$ 0

Returning Visits



Name	Value
Unique returning visitors	1,422
Returning Users	0
Returning Visits	2,723
Actions by Returning Visits	8,114
Maximum actions in one returning visit	93
Bounce Rate for Returning Visits	52%
Avg. Actions per Returning Visit	3
Avg. Duration of a Returning Visit (in sec)	00:03:16