

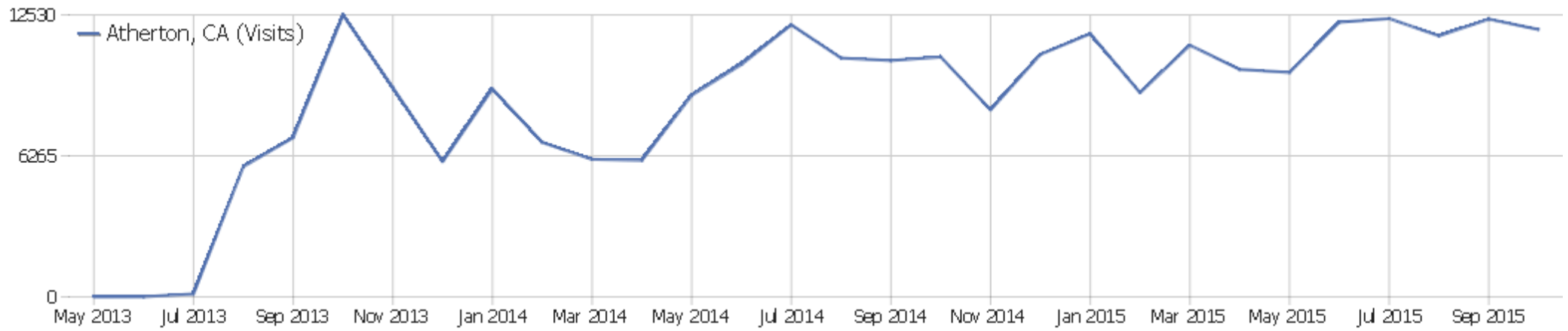
PIWIK

Atherton, CA

Date range: 2015, October

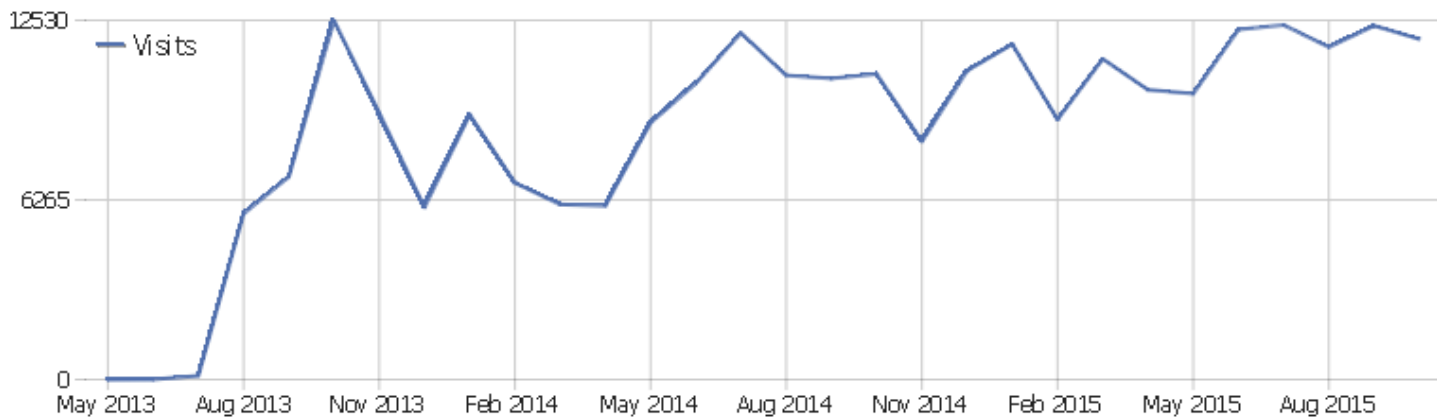
Monthly Report

All Websites dashboard



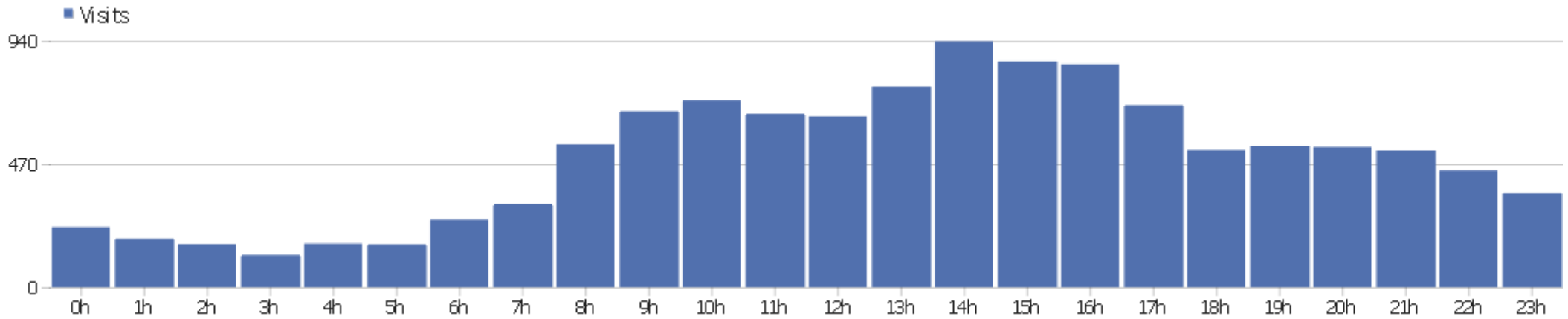
Website	Visits	Actions	Pageviews	Revenue	Conversions	Ecommerce Orders	Product Revenue
Atherton, CA	11876	27187	19422	\$ 0	0	0	\$ 0

Visits Summary



Name	Value
Unique visitors	9992
Visits	11876
Actions	27187
Maximum actions in one visit	60
Actions per Visit	2.3
Avg. Visit Duration (in seconds)	00:02:13
Bounce Rate	63%

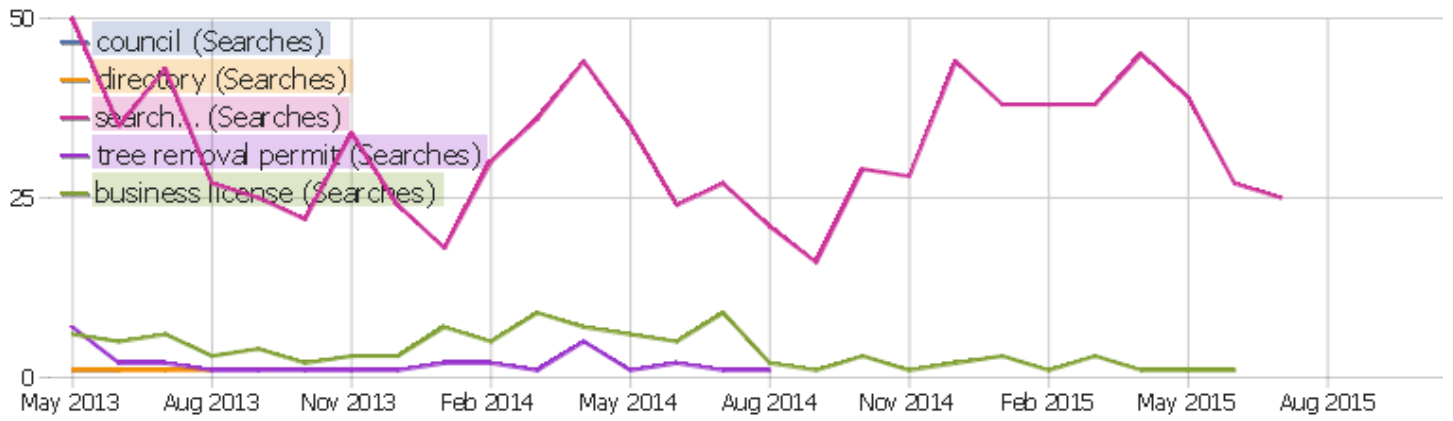
Visits by Local Time



Local time	Visits	Actions	Actions per Visit	Avg. Time on Website	Bounce Rate	Conversion Rate
0h	229	397	1.7	00:02:05	69%	0%
1h	184	296	1.6	00:01:10	78%	0%
2h	164	285	1.7	00:01:31	71%	0%
3h	123	221	1.8	00:01:55	76%	0%
4h	166	333	2	00:02:56	67%	0%
5h	163	344	2.1	00:01:20	63%	0%
6h	258	545	2.1	00:01:16	69%	0%
7h	317	753	2.4	00:01:37	61%	0%
8h	545	1538	2.8	00:03:24	55%	0%
9h	671	1706	2.5	00:02:51	58%	0%
10h	713	1664	2.3	00:03:01	59%	0%
11h	662	1572	2.4	00:02:05	60%	0%
12h	652	1574	2.4	00:02:14	61%	0%
13h	765	1971	2.6	00:02:26	59%	0%
14h	938	2414	2.6	00:02:31	60%	0%

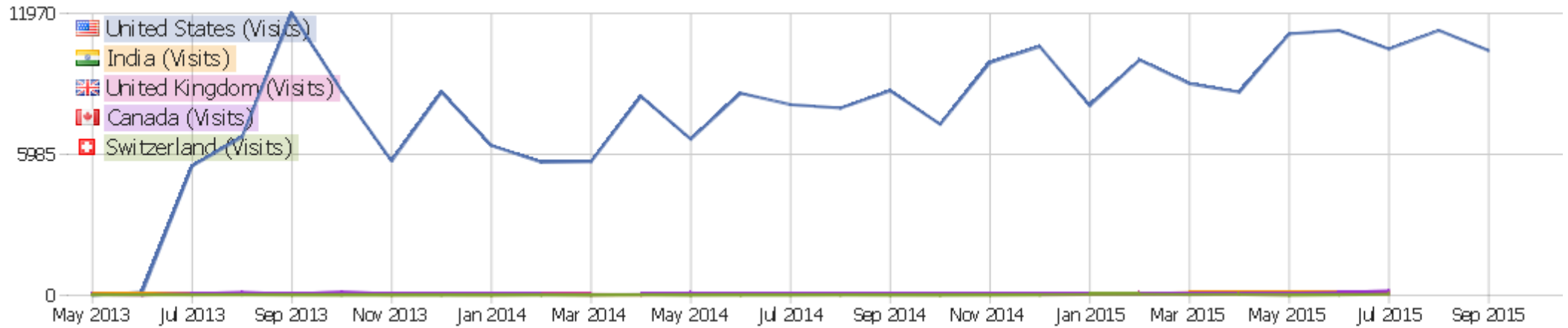
15h	861	2180	2.5	00:02:24	61%	0%
16h	850	1803	2.1	00:01:46	65%	0%
17h	694	1548	2.2	00:01:33	66%	0%
18h	523	1111	2.1	00:01:43	66%	0%
19h	538	1231	2.3	00:03:14	67%	0%
20h	535	1041	1.9	00:01:42	67%	0%
21h	521	1024	2	00:01:45	70%	0%
22h	446	901	2	00:02:02	66%	0%
23h	358	735	2.1	00:01:52	66%	0%

Site Search Keywords











Keyword	Searches	Search Results pages	% Search Exits
search...	25	1.4	4%
rfp	17	1.1	76%
business licenses	5	1.8	0%
construction, operations and parking plans	5	1	100%
tree removal	5	1	60%
police	4	1	0%
fences walls and gates general guidlines	3	1	33%
heritage tree removal application 2015	3	1.3	33%
parking	3	1	33%
permit records	3	1.3	33%
permits applications, fees	3	2	0%
zoning map	3	2	33%
arborist	2	1	100%
assessor	2	1	50%
bids	2	1	0%
blotter	2	1	100%
building	2	1.5	0%
class iii bike route	2	1.5	50%
election	2	1.5	50%
flood preparedness	2	1	0%
groundwater	2	1	100%
hatch mott	2	1	0%
herritage tree package	2	1	0%
Others	274	343.5	24%

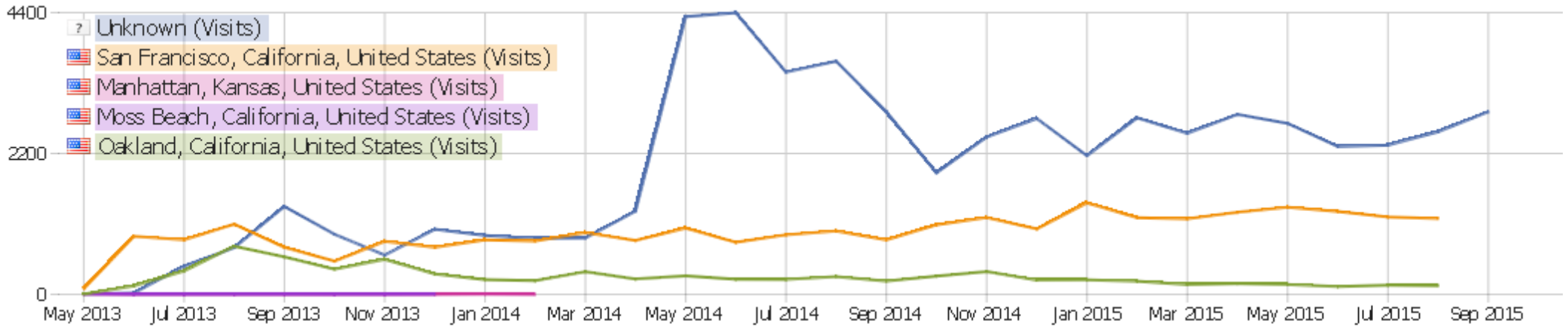
Country











Country	Visits	Actions	Actions per Visit	Avg. Time on Website	Bounce Rate	Revenue
United States	10388	23999	2.3	00:02:06	62%	\$ 0
France	216	708	3.3	00:08:10	58%	\$ 0
Canada	193	613	3.2	00:00:57	57%	\$ 0
Germany	159	191	1.2	00:00:26	91%	\$ 0
India	156	259	1.7	00:01:09	65%	\$ 0
Russia	138	298	2.2	00:11:45	52%	\$ 0
United Kingdom	71	93	1.3	00:00:15	79%	\$ 0
Ukraine	54	76	1.4	00:03:35	78%	\$ 0
Switzerland	46	68	1.5	00:01:32	89%	\$ 0
Australia	42	116	2.8	00:00:47	69%	\$ 0
Philippines	33	59	1.8	00:00:40	73%	\$ 0
Egypt	31	162	5.2	00:06:26	55%	\$ 0
Italy	20	29	1.5	00:00:24	80%	\$ 0
South Africa	18	22	1.2	00:00:30	83%	\$ 0
South Korea	16	18	1.1	00:00:02	88%	\$ 0

 China	11	22	2	00:00:22	73%	\$ 0
 Hong Kong SAR China	11	17	1.5	00:00:23	82%	\$ 0
 Malaysia	11	14	1.3	00:00:02	73%	\$ 0
 Thailand	11	11	1	00:00:00	100%	\$ 0
 Anonymous Proxy	10	12	1.2	00:00:00	80%	\$ 0
 Pakistan	10	20	2	00:00:21	60%	\$ 0
 Argentina	9	22	2.4	00:00:22	67%	\$ 0
 Japan	9	27	3	00:00:08	78%	\$ 0
Others	213	331	1.6	00:00:57	77%	\$ 0

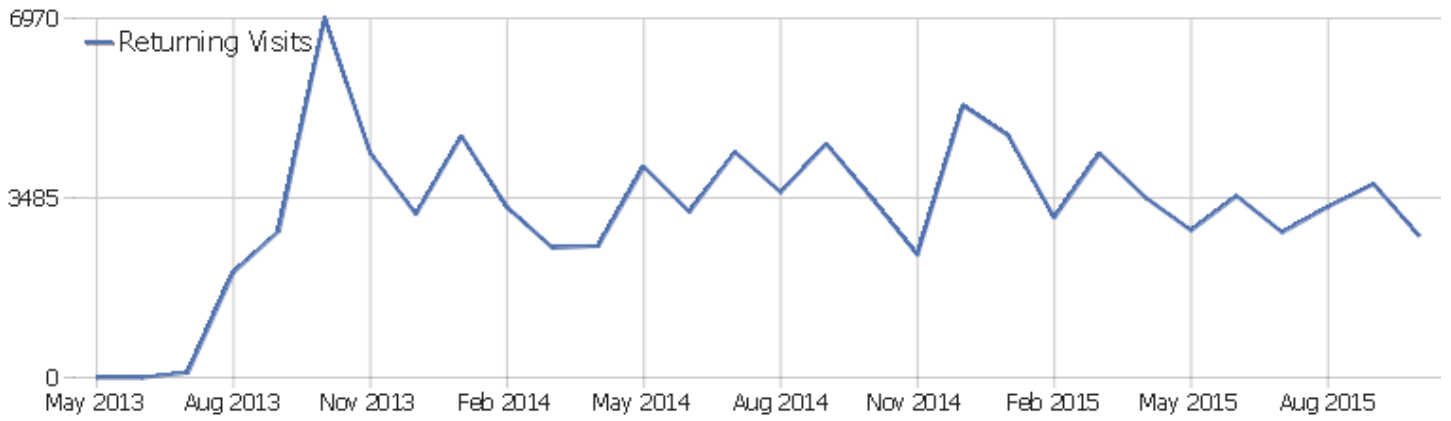
City



City	Visits	Actions	Actions per Visit	Avg. Time on Website	Bounce Rate	Revenue
Unknown	2851	6786	2.4	00:02:01	63%	\$ 0
San Francisco, California, United States	1184	3337	2.8	00:05:23	49%	\$ 0
Palo Alto, California, United States	580	1468	2.5	00:02:07	56%	\$ 0
San Jose, California, United States	397	829	2.1	00:01:09	59%	\$ 0
Sunnyvale, California, United States	385	1135	2.9	00:02:24	52%	\$ 0
San Mateo, California, United States	317	731	2.3	00:02:34	60%	\$ 0
Menlo Park, California, United States	227	588	2.6	00:02:25	57%	\$ 0
Redwood City, California, United States	185	455	2.5	00:02:21	54%	\$ 0
Santa Monica, California, United States	161	182	1.1	00:01:34	94%	\$ 0
Santa Clara, California, United States	153	436	2.8	00:02:20	64%	\$ 0
Hayward, California, United States	148	376	2.5	00:01:27	57%	\$ 0
Oakland, California, United States	135	371	2.7	00:01:19	55%	\$ 0
Saint Petersburg, Saint Petersburg City, Russia	124	280	2.3	00:13:05	48%	\$ 0
Los Angeles, California, United States	110	174	1.6	00:00:53	80%	\$ 0
New York, New York, United States	107	126	1.2	00:00:20	90%	\$ 0

 Mountain View, California, United States	92	262	2.8	00:03:21	58%	\$ 0
 Burlingame, California, United States	90	232	2.6	00:02:33	51%	\$ 0
 Ashburn, Virginia, United States	87	108	1.2	00:02:56	90%	\$ 0
 Fremont, California, United States	76	132	1.7	00:01:08	71%	\$ 0
 Sacramento, California, United States	70	198	2.8	00:02:00	59%	\$ 0
 Stanford, California, United States	65	109	1.7	00:00:37	75%	\$ 0
 Santa Rosa, California, United States	59	99	1.7	00:02:18	66%	\$ 0
 Pleasanton, California, United States	54	152	2.8	00:01:00	70%	\$ 0
Others	4219	8621	2	00:01:23	69%	\$ 0

Returning Visits



Name	Value
Unique returning visitors	1350
Returning Users	0
Returning Visits	2750
Actions by Returning Visits	8407
Maximum actions in one returning visit	40
Bounce Rate for Returning Visits	45%
Avg. Actions per Returning Visit	3.1
Avg. Duration of a Returning Visit (in sec)	00:03:22